



SANTA MONICA-MALIBU UNIFIED SCHOOL DISTRICT

# Reopening of SMMUSD Schools – Survey Results



# Survey Goals

Staff were surveyed from Friday, June 26 – Thursday, July 2 to determine what percentage of staff would be able to return if in-person instruction resumed and what the corresponding child supervision need might be.

In an effort to gather input from families regarding the proposed models for the reopening of schools in Fall 2020 a survey was also administered to parents/guardians from Monday, July 6 - Sunday, July 12.

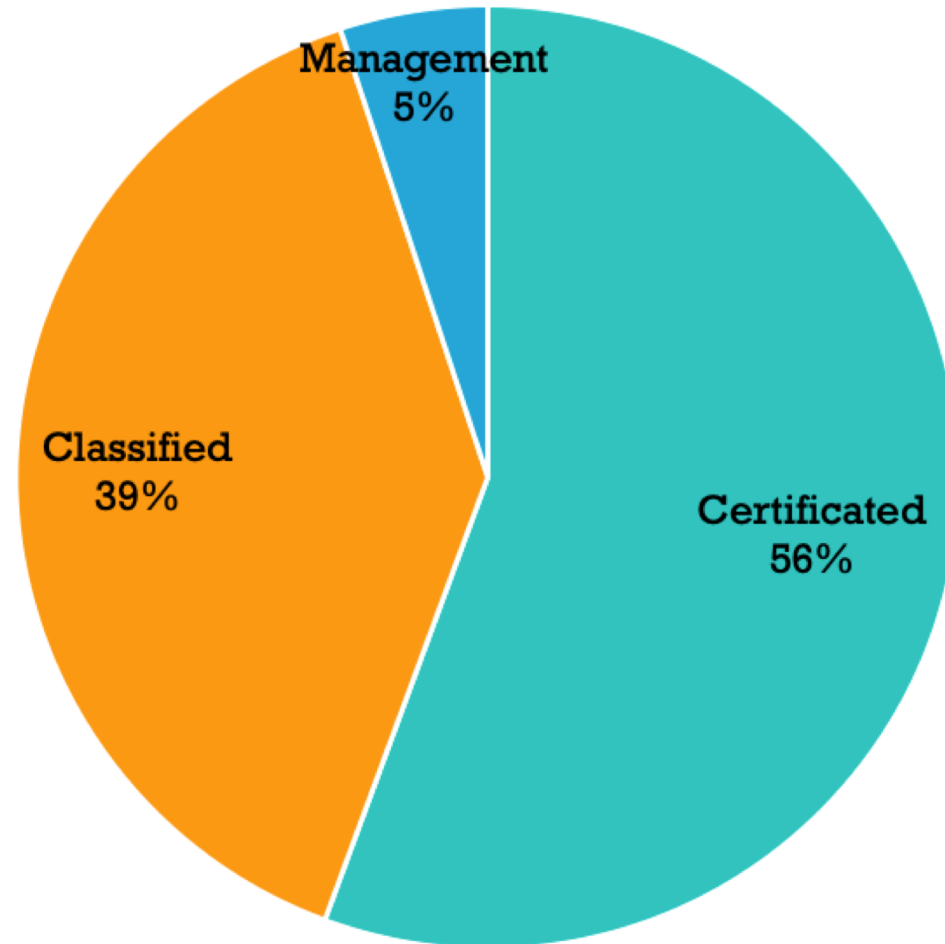


# Survey questions

- Staff survey: <https://bit.ly/2DEk08Y>
- Parent/Guardian survey: <https://bit.ly/2OhMuYe>

# Staff survey responses: (N=908)

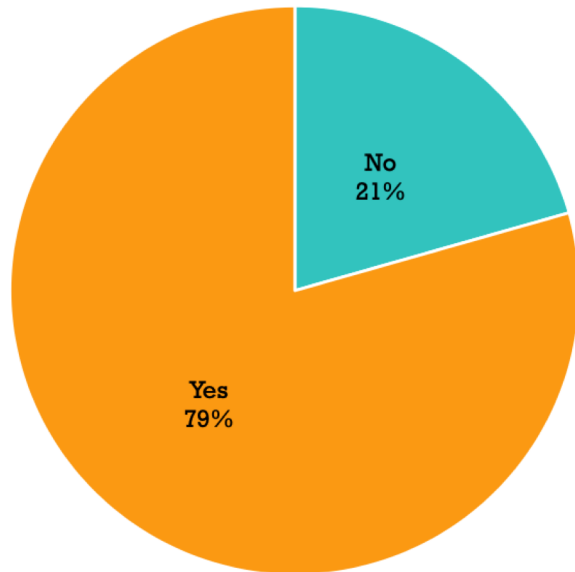
Which of the following best describes your role at SMMUSD?



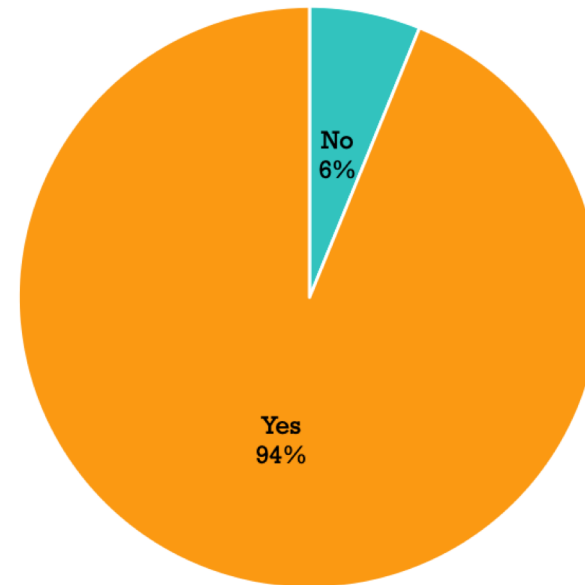
# If needed, will you be able to return to work in-person?

*Documentation might be required to demonstrate existing health condition for self or any dependents that would prevent staff member from providing in-person instruction*

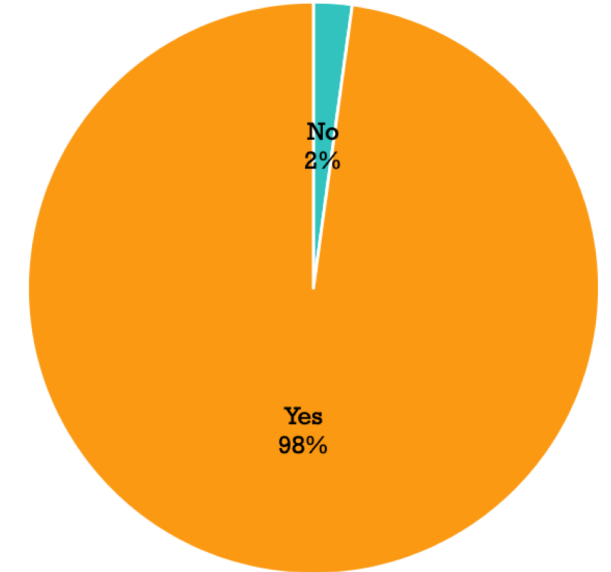
Certificated (N=505)



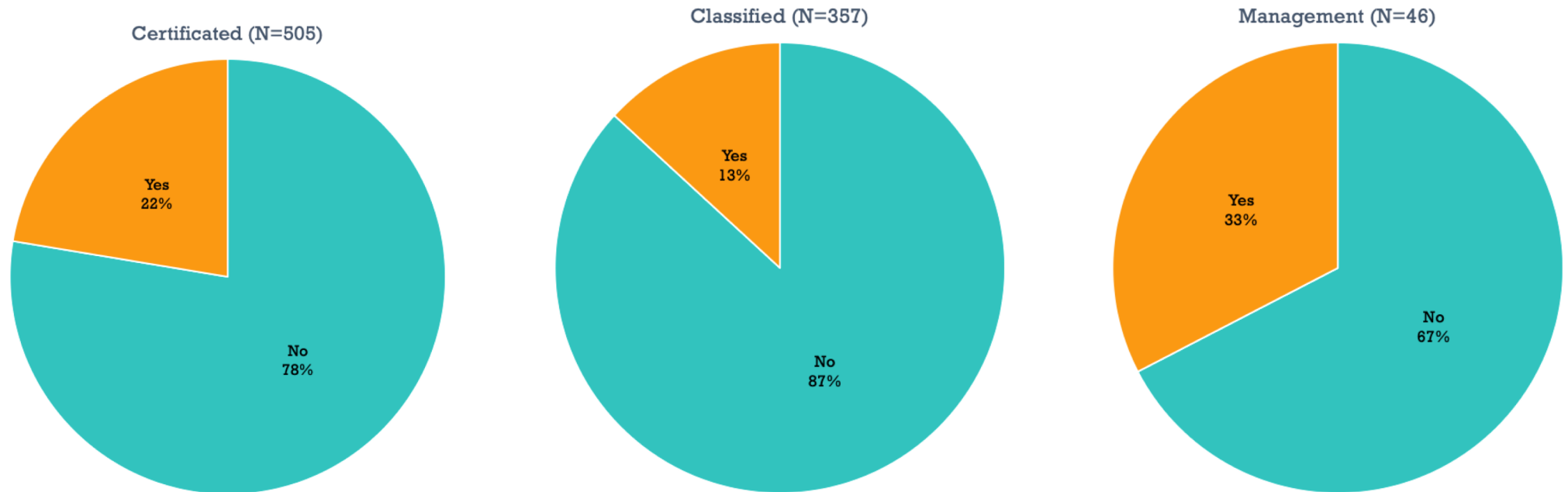
Classified (N=357)



Management (N=46)



# Will you require district assistance with child supervision during school hours?



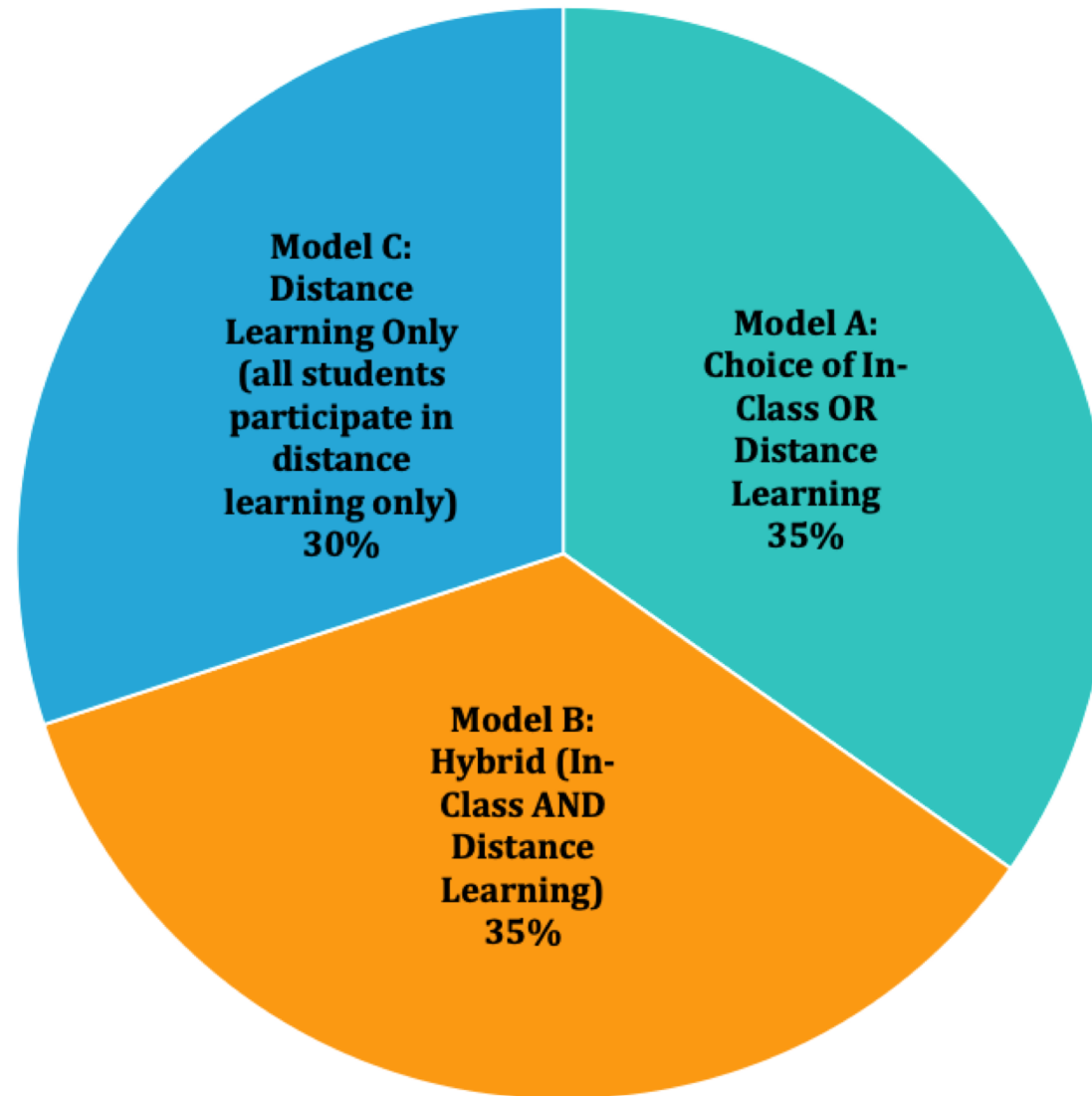
Out of the 908 staff who completed the survey, 175 said they will required district assistance with child supervision

# Parent/Guardian Survey – Participation Results

School Site	Survey Respondents	Contacts on File	2019-20 Enrollment
Edison Elementary School	337	617	462
Franklin Elementary School	800	1346	781
Grant Elementary School	532	1095	621
John Adams Middle School	798	1884	1025
John Muir Elementary School	205	458	316
Lincoln Middle School	1128	2071	1134
Malibu Elementary School	243	472	291
Malibu High School	478	683	546
Malibu Middle School	292	588	354
McKinley Elementary School	442	885	511
Olympic High School	11	82	76
Roosevelt Elementary School	705	1426	777
Santa Monica High School	2522	3770	2881
SMASH	274	411	231
Webster Elementary School	244	524	303
Will Rogers Elementary School	416	955	547
<b>Total</b>	<b>9427</b>	<b>17267</b>	<b>10856</b>

# For Fall 2020, which of the following three models of instruction should the district provide?

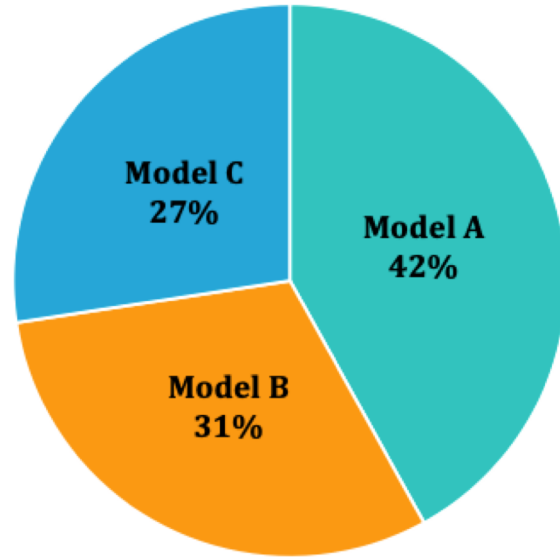
(N=9,427)



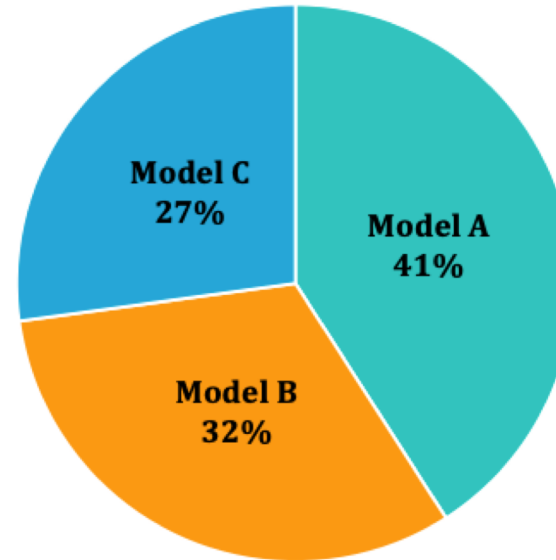


# Which three models of instruction should the district provide? (By Grade Span)

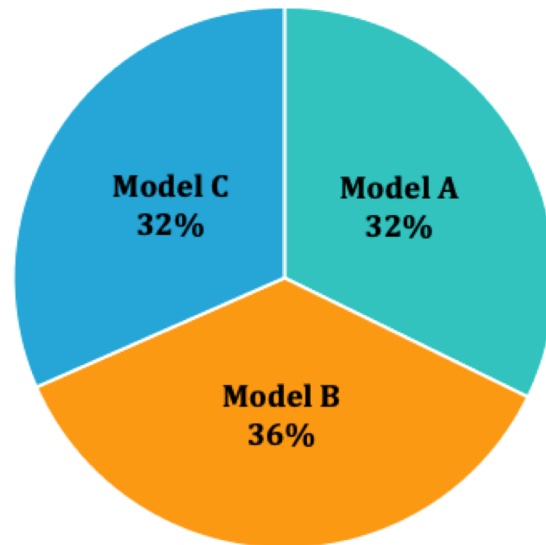
Grades TK-2 (N=1,878)



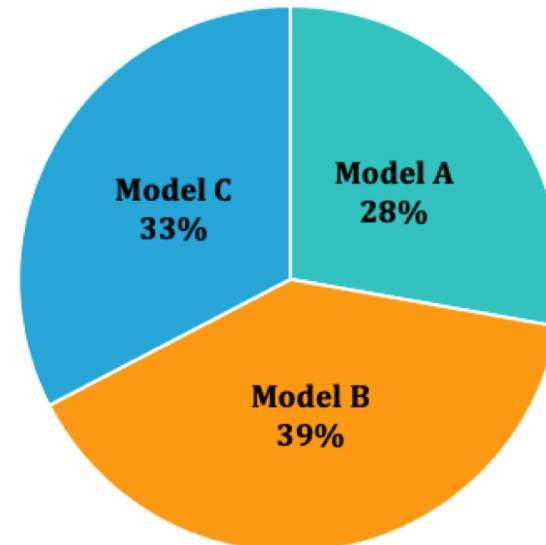
Grades 3-5 (N=2,195)



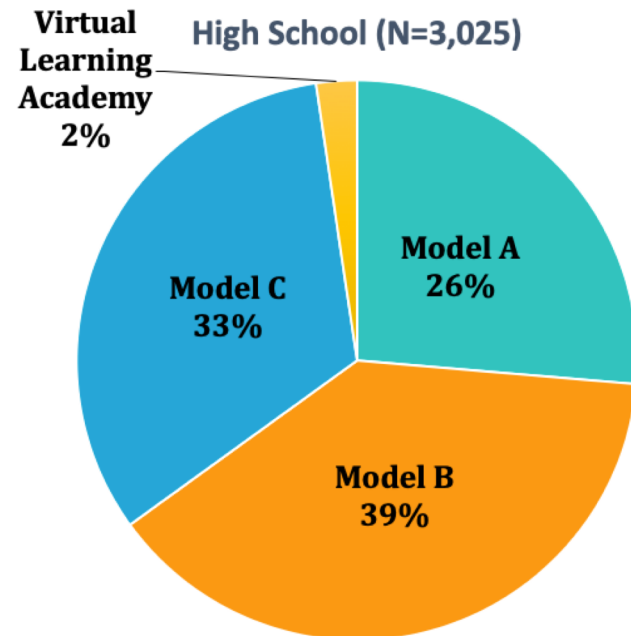
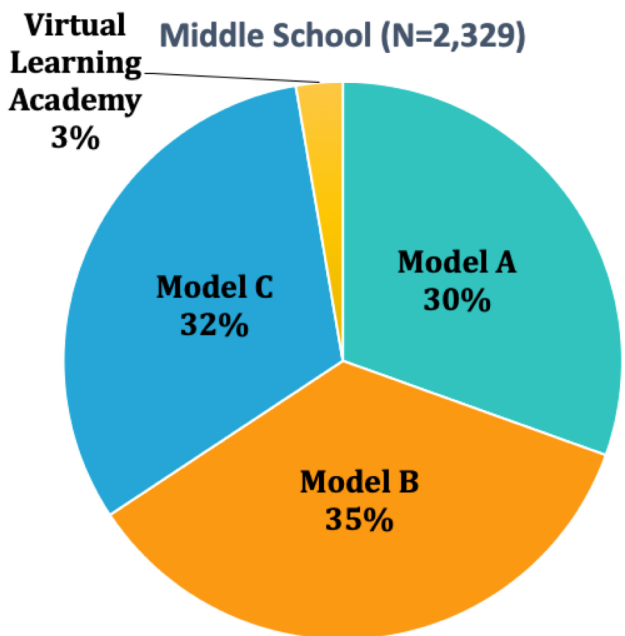
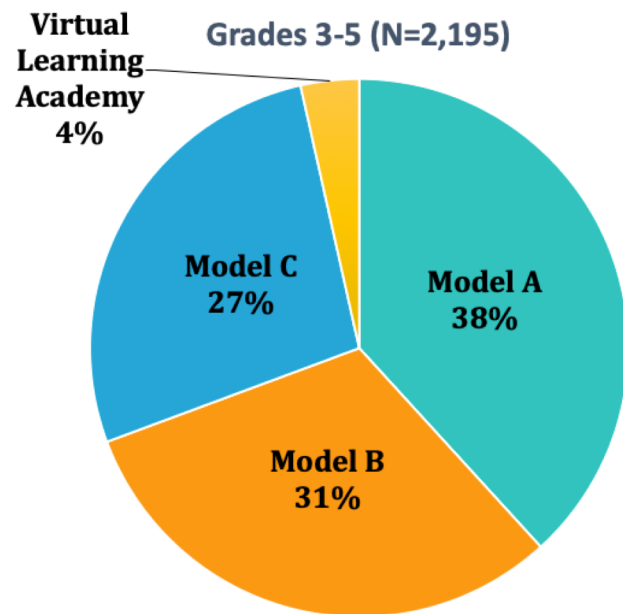
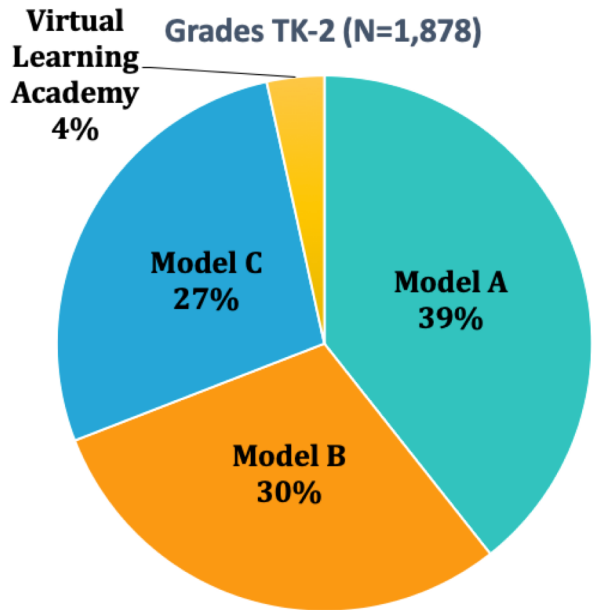
Middle School (N=2,329)



High School (N=3,025)



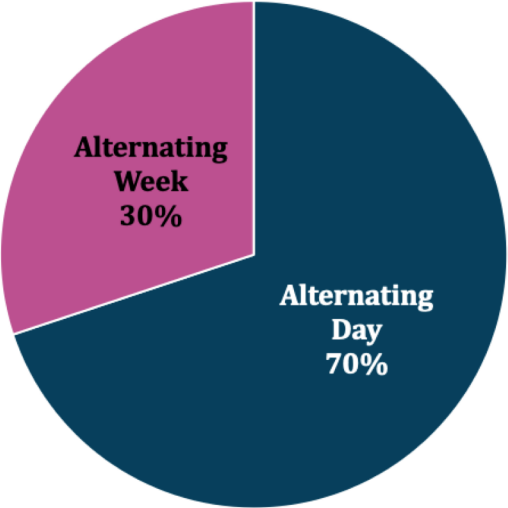
# Which models of instruction should the district provide? (By Grade Span)



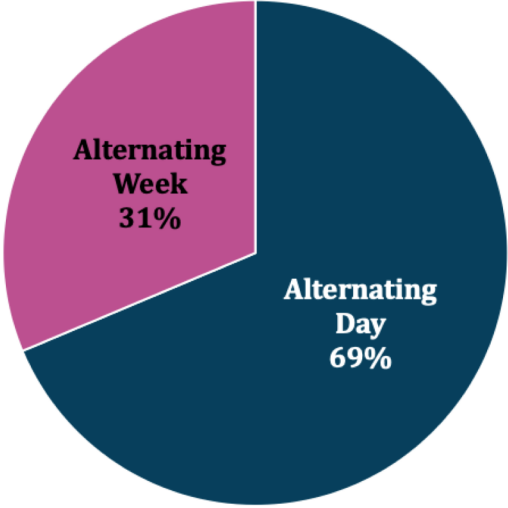
# Which of the following hybrid models' weekly schedules do you prefer?



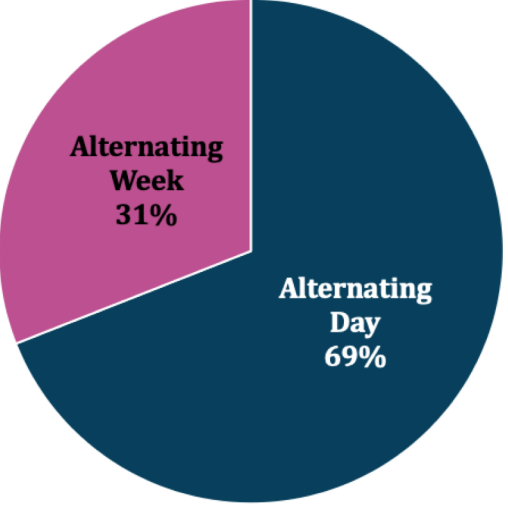
Grades TK-2 (N=559)



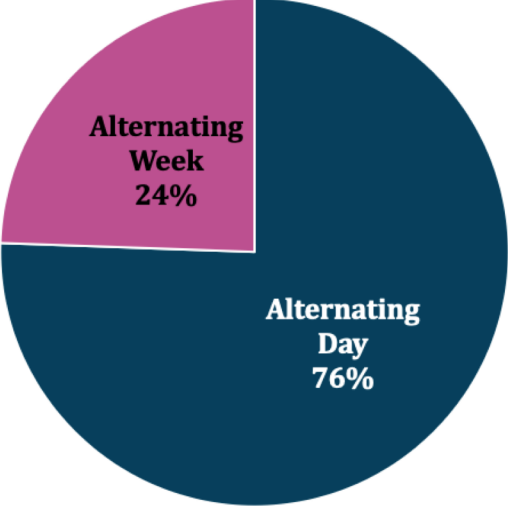
Grades 3-5 (N=683)



Middle School (N=820)



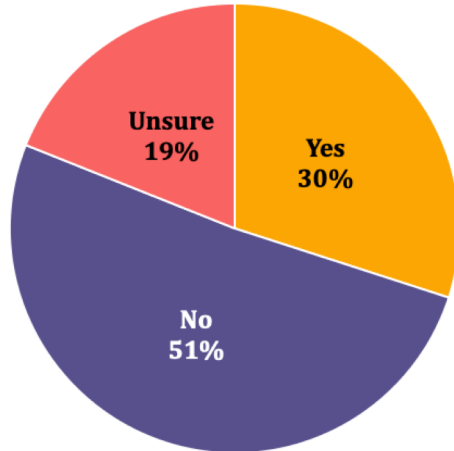
High School (N=1,170)



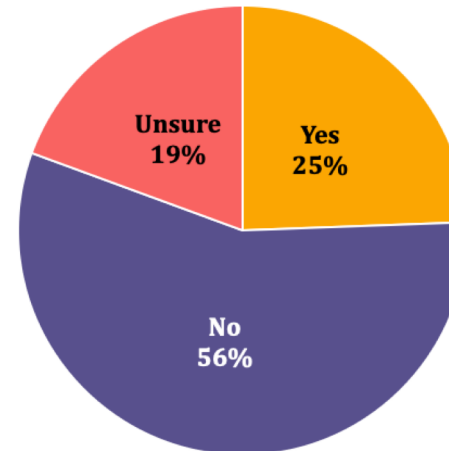
# Will you require assistance with student supervision during school hours on days when your student is not scheduled to be on campus?

*If we adopt a model where students are not on campus certain days of the week, please indicate below if you would need supervision for those off-campus days. Note that supervision would not be instruction-based, could serve multiple grades at the same time, and is not guaranteed.*

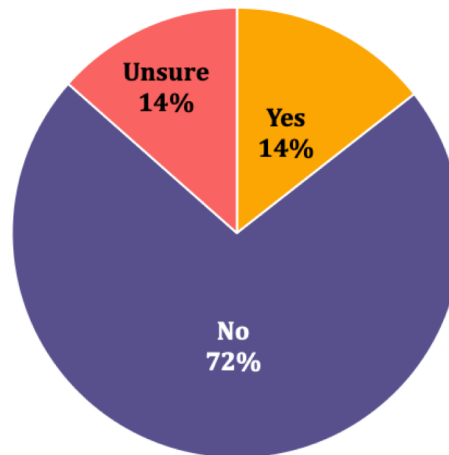
Grades TK-2 (N=1,878)



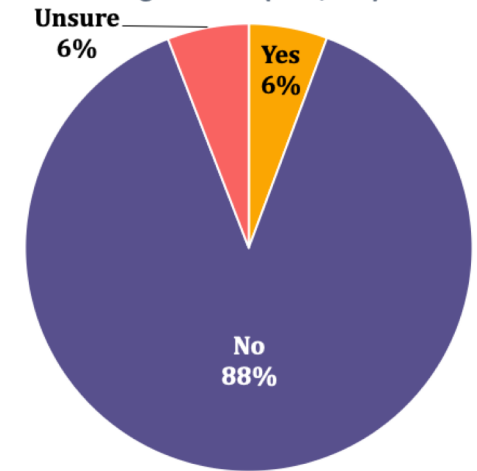
Grades 3-5 (N=2,195)



Middle School (N=2,329)



High School (N=3,025)





SANTA MONICA-MALIBU UNIFIED SCHOOL DISTRICT

# Appendix

# For Fall 2020, which of the following three models of instruction should the district provide? (By Site)

School Site	Model A	Model B	Model C	Total
Edison Elementary School	112	134	91	337
Franklin Elementary School	369	232	199	800
Grant Elementary School	235	172	125	532
John Adams Middle School	193	321	284	798
John Muir Elementary School	93	64	48	205
Lincoln Middle School	404	406	318	1128
Malibu Elementary School	125	67	51	243
Malibu High School	188	164	126	478
Malibu Middle School	129	86	77	292
McKinley Elementary School	169	129	144	442
Olympic High School	**	**	**	11
Personalized Project-Based Learning Pathway	**	24	**	50
Roosevelt Elementary School	298	217	190	705
Santa Monica High School	635	1005	832	2472
SMASH	69	77	128	274
Webster Elementary School	124	58	62	244
Will Rogers Elementary School	125	155	136	416
Grand Total	3277	3316	2834	9427

\*\* Data suppressed due to low counts