

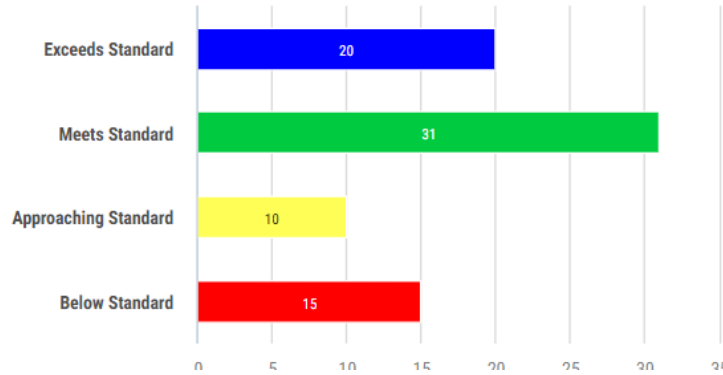
District Assessment Overview

Assessment: 2021-2022 Fall Grade 9 Interim Assessment
Site: MALIBU HIGH SCHOOL

Roster Date: Control Panel (11-30-2021)
Gender(s): All
Reported Race: All Reported Races
Special Education: Special & Non Special Ed
Socio-Economic: null
English Proficiencies: All

Performance Band Distribution

Performance Band (minimum % correct)	# of Students	% of Students
Exceeds Standard (81%)*	20	26%
Meets Standard (62%)*	31	41%
Approaching Standard (49%)	10	13%
Below Standard (0%)	15	20%
Total	76	100%



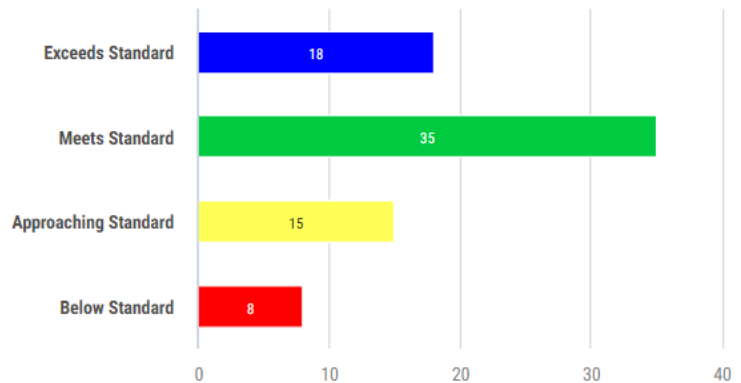
District Assessment Overview

Assessment: 2020-2021 Fall Grade 9 ELA Interim Assessment
Site: MALIBU HIGH SCHOOL

Roster Date: Control Panel (11-30-2021)
Gender(s): All
Reported Race: All Reported Races
Special Education: Special & Non Special Ed
Socio-Economic: null
English Proficiencies: All

Performance Band Distribution

Performance Band (minimum % correct)	# of Students	% of Students
Exceeds Standard (81%)*	18	24%
Meets Standard (62%)*	35	46%
Approaching Standard (49%)	15	20%
Below Standard (0%)	8	11%
Total	76	100%



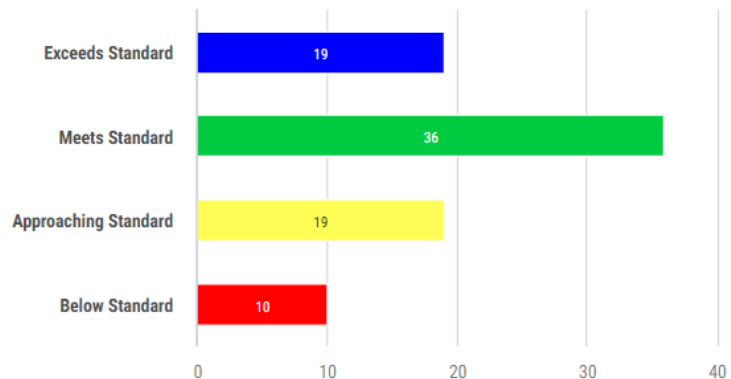
District Assessment Overview

Assessment: 2021-2022 Fall Grade 10 ELA Interim Assessment
Site: MALIBU HIGH SCHOOL

Roster Date: Control Panel (11-30-2021)
Gender(s): All
Reported Race: All Reported Races
Special Education: Special & Non Special Ed
Socio-Economic: null
English Proficiencies: All

Performance Band Distribution

Performance Band (minimum % correct)	# of Students	% of Students
Exceeds Standard (81%)*	19	23%
Meets Standard (62%)*	36	43%
Approaching Standard (49%)	19	23%
Below Standard (0%)	10	12%
Total	84	100%



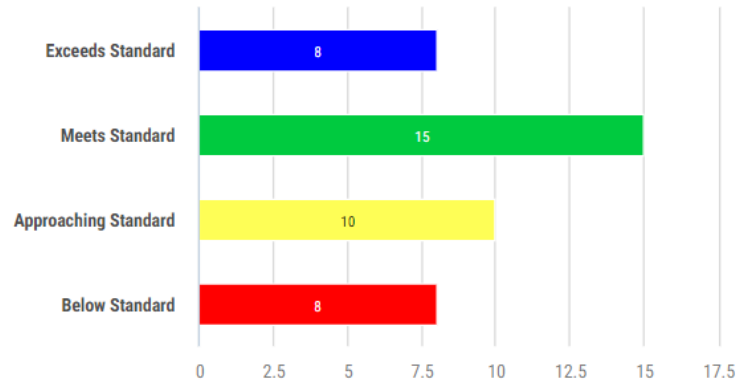
District Assessment Overview

Assessment: 2020-2021 Fall Grade 10 ELA Interim Assessment
Site: MALIBU HIGH SCHOOL

Roster Date: Control Panel (11-30-2021)
Gender(s): All
Reported Race: All Reported Races
Special Education: Special & Non Special Ed
Socio-Economic: null
English Proficiencies: All

Performance Band Distribution

Performance Band (minimum % correct)	# of Students	% of Students
■ Exceeds Standard (81%)*	8	20%
■ Meets Standard (62%)*	15	37%
■ Approaching Standard (49%)	10	24%
■ Below Standard (0%)	8	20%
Total	41	100%



21-22

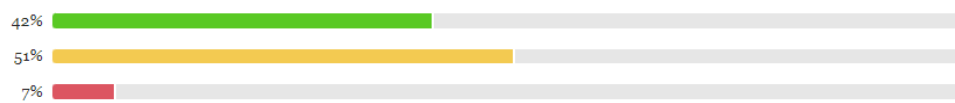
G11 High School ELA - Listen/Interpret (FIAB)

Average Scale Score
for 74 results

2668 \pm 14 [†]

Student Score Distribution

Above Standard
Near Standard
Below Standard



Show Results ▼

20-21


G11 High School ELA - Listen/Interpret (FIAB)

Average Scale Score
for 102 results

2668 \pm 11 [†]

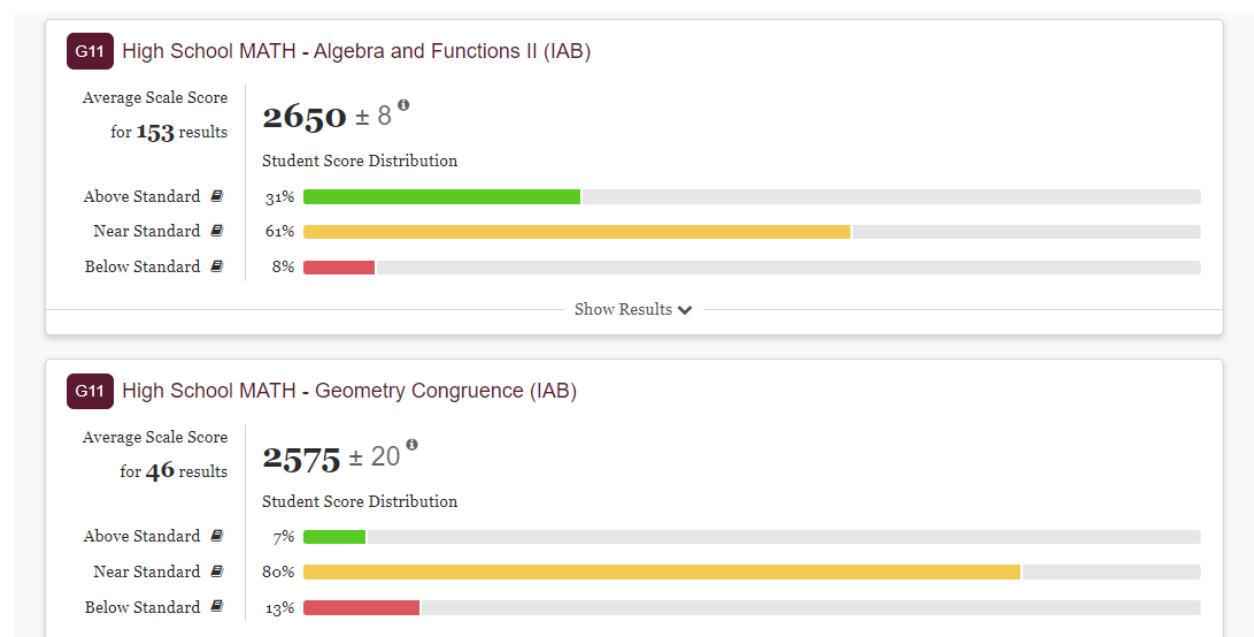
Student Score Distribution

Above Standard
Near Standard
Below Standard



Math:

21-22



20-21:

